

GACOLLEGE411 CAREER SEARCH WORKSHEET

Beneath the **Career Planning** tab, click on **Explore Careers**

SEARCH CAREERS


You can perform a simple career search one of two ways:

- Type in the name of career in the **search box** and click **GO**.
- Select a **letter** to search **alphabetically**.

CAREER EXPLORATION TOOLS

CAREER FINDER

- 1.** The Career Finder allows you to narrow down a list from hundreds of careers to only those matching the characteristics you want.
- 2.** Select your desired criteria in the areas of **Education, Money and Outlook, Skills, My Characteristics, and Career Facts**.
- 3.** If you have taken any of the assessments in the Learn About Yourself section, then beneath Skills and My Characteristics, you will be given the option to **use your assessment results** in your search criteria.
- 4.** Start with only a few criteria and then gradually add more until you end up with a list of **10 – 30 matching careers**. To review your search results, click **See Your Matching Careers**.




COMPARE CAREERS

1. Compare Careers allows you to easily compare the similarities and differences between two career profiles side by side.
2. A. If you already have a few career profiles saved to your portfolio, then **select two careers** you want to compare, and click **Compare**.
 - a. B.1. If you do not have any careers saved to your portfolio, then in the search box type in the name of a career and click **Go**.
 - b. B. 2. Select your career(s) from the list and click **Add**.
 - c. B. 3. If necessary, repeat steps one and two to add more careers to your Compare List. Once you have a couple careers to choose from, **select two careers** you wish to compare and click **Compare**.
3. Both career profiles will be listed side-by-side, allowing you to compare all of their characteristics beneath the usual tabs: **What They Do, Is This For You?, Skills You Need, What to Learn, Money and Outlook, and Connections**.

CAREER PLAN BUILDER

1. The Career Plan Builder takes you step by step through the process of creating a meaningful plan for high school, college and beyond.
2. Click on **Create a New Career Plan**, read the information and then click **Start Your Plan Now**.
3. You can either choose a career from **Careers Saved In Your Portfolio**, or in the **Find Careers** box, you can type in the name of a career and click **Go**. Choose a career for your plan and click **Add**.
4. **Confirmation checks** require you to confirm that you are okay with all aspects of the career if you have chosen. Read through each one carefully, **select yes or no** for each question, and then click **Save and Continue**. You will then have the option to **choose a different career** or **continue with your plan**.
5. **Confirm your high school course plan** for your selected career. If it looks okay, click **Save and Continue**.



- 6.** Choose an **Educational Path** from the list of possible pathways, then click **Add**. If nothing interests you, you may go back and select a different career.
- 7.** **Confirm your Educational Path** by repeating the same steps outlined in #4. If you're having second thoughts, you can go back and choose a different path.
- 8.** Choose a **Postsecondary School** by **selecting a state or region** from the pull-down menu and clicking **Go**.
- 9.** **Select a school** and click **Add**, or **select a different state or region** and click **Go**. If nothing interests you, you can go back and choose a different program.
- 10.** **Confirm your Postsecondary School Choice** by repeating the same steps outlined in #4.
- 11.** Make some **lifestyle predictions** about your desired future **home, leisure activities** and **family life**. Click **Save and Continue**.
- 12.** Read through the **tips and advice** for making your plan happen. Click **Continue** and **confirm if you are comfortable with your plan**.

BROWSE CAREERS

CAREER CLUSTERS


1. Career Cluster is just another way of saying “career area”. Each of the **11 Georgia Clusters** is a group of careers that require similar knowledge and skills.
2. Think about which classes you enjoy the most, and then figure out which cluster they might be sorted under. For each cluster you’ll find a list of **related careers, post-secondary programs** and **pathways**.

PEACH STATE PATHWAYS

1. Pathways are smaller, more focused groups of careers. The state of Georgia has **62 career and education pathways** to choose from.
2. Select which pathway sounds the most interesting to you. For each pathway you’ll find a list of **related careers, post-secondary programs, recommended plans of study**, as well as **other pathways from the same cluster**.

GEORGIA’S HOT CAREERS

1. Hot careers are the **fastest growing** and **best paying jobs** in the state.
2. Georgia’s hot careers are organized by **education level**. Next to each career title, you will find the **average wage per hour** and the **expected number of job openings**.
3. **Click on a career** to be taken to its full profile.



VIDEO LIST

- 1.** The Video List provides a list of **1316 profiles** that offer a **real life look** at what it's like to work in that career.
- 2.** **Click on a career** to be taken to its full profile.
- 3.** Click on **watch video** in the **Multimedia** box.

MILITARY CAREERS

- 1.** If you're hoping to pursue a career in the military, you might be interested to see what a wide variety of options there are. GAcollege411 has profiles for **810 military careers**.
- 2.** **Click on a career** to be taken to its full profile.

